



17 Times Switch Digital LCD Power Timer Switch for Industrial AC220V 110V 24V 12V 16A

Our Product Introduction

Basic Information

- Place of Origin: China
- Brand Name: Golden Electric /OEM
- Certification: ISO 9001, ISO 9000, ISO 14001, ISO 14000, ISO 20000, OHSAS/ OHSMS 18001, IATF16949
- Minimum Order Quantity: 1
- Packaging Details: Carton/Pallet
- Delivery Time: Peak Season Lead Time: more than 12 months
Off Season Lead Time: within 15 workdays
- Payment Terms: LC, T/T, PayPal, Western Union
- Supply Ability: 5000/Month



Product Specification

- Model NO.: CN304
- Custom-Made Voltage: 5V, 12V, 24V, 36, 48V, 110V
- Working Voltage: 220-240VAC 50~60Hz
- Timing Frequency: 17 Times Switch(Day / Week)
- Transport Package: Standard Export Carton
- Specification: 4/5 Pins
- Trademark: Golden Or Natural, Or Customer Brand
- Origin: China
- HS Code: 9107000000
- Supply Ability: 20000PCS/Month
- Number Of Switch: Multi Control Switch
- Protection: Waterproof
- Certification: CCC, RoHS, ISO9001, CE
- Type: Mechanical
- Voltage: From 240VDC To 12VDC



More Images



for more products please visit us on chinagoldene.com

Product Description

Product Description

CN304 220-240VAC industrial timer switches module Indoor wall installation timers

The products according to the time set by the user, automatically turn on and turn off the variety of electrical equipment, agriculture, aquaculture, warehouse exhaust dehumidifier automatically preheat optimal control products, such as radio and television equipment.

This Panel-Mount Digital Timer series can be operated in 4 separate power supplies, ranges from 240VAC to 12VDC. Output format can be produced to be Volt-free or Voltage-output.

Batteries of 1V2/40Mah or rechargeable V60D available for which is for retaining the programming during Timer's so operating power disconnected.

Product Features



Panel Mounted
Advanced pre-setting one week before
Digital electronic timer switch with daily & weekly programs
Repeat programs with 17 on/off setting and manual override
Lithium battery power reserve when electric supply cut off

Product Parameters

Ambient Temperature	-10°C~+40°C
Working Voltage	220-240VAC 50~60Hz
Power consumption	≤2W
Custom-made voltage	12V, 24V, 36V, 48V, 110V
Control power	16(8)250VAC
Display device	LCD
Timing range	1 minutes to 168 hours
Power failure memory	60 days
time error	≤1s/24h 25°C
Internal battery	1.2V40Ma(Rechargeable battery)
timing frequency	17 times switch(Day / week)
Exterior dimension	60×60×36mm
Installation method	Panel and apparatus
Voltage rating	≤48VDC/AC, 110VAC±15%. 220VAC±15%
ON/OFF operation	17 ON/OFF
Service life	Mechanical 10 ⁷ , Electrical 10 ⁷
Ambient Humidity	35-85%RH
Battery life	3 years (Lithium battery)

Product Details

Programming

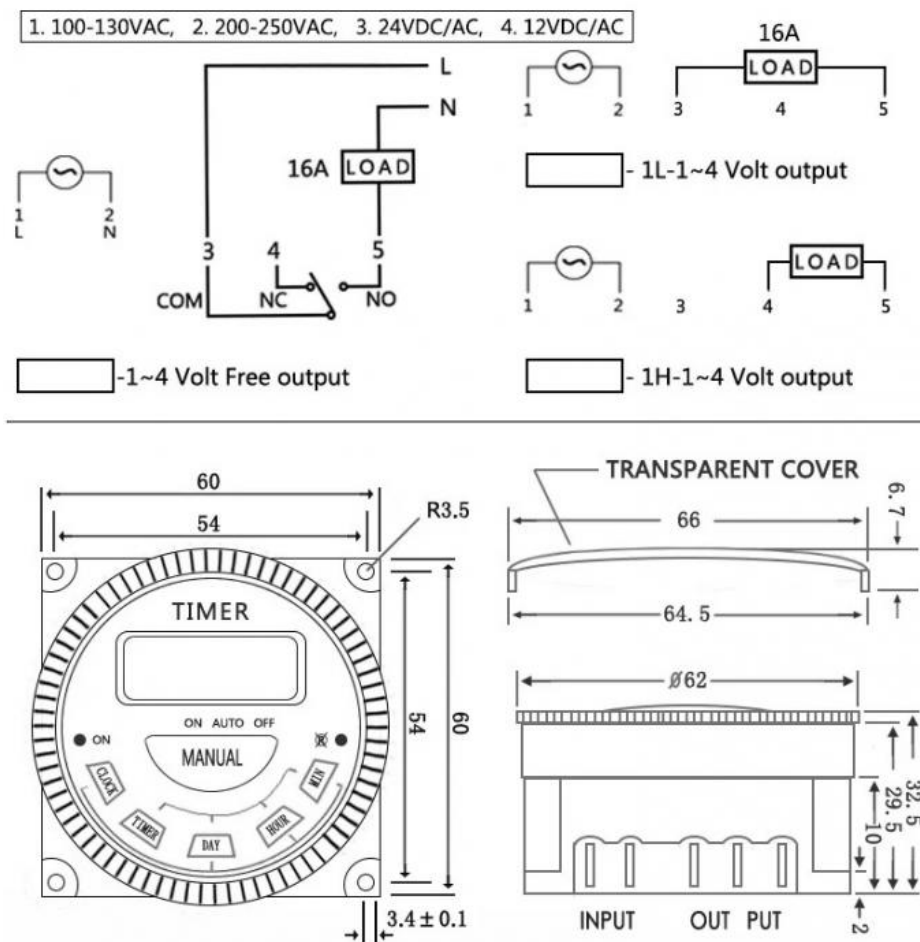
A. Functional description to buttons on panel

1. TIMER: programs review & setting programs
2. MANUAL: To select "ON, AUTO or OFF"
3. CLOCK: To adjust current DAY and TIME
4. DAY: To adjust day or week
5. HOUR: To adjust hour
6. MIN: To adjust minute
7. LED: To indicate ON/OFF status

B. Adjusting CLOCK

Press and hold **CLOCK** and the press **DAY** key, **HOUR** key, **MIN** key respectively to adjust clock of Timer to accurate **DATE**, **HOUR**, **MINUTE**. 24-Hour-Format LCD screen shall indicate 0:00~23:59

Product Size



GENERAL INFORMATION

PROGRAMMING THE TIMER#1

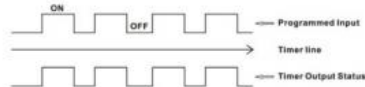
This Panel-Mount Digital Timer series can be operated in 4 separate power supplies, ranges from 240Vac to 12Vdc. Output format can be produced to be Volt-free or voltaic-output.



Batteries of Lithium 1V2/40Mah or rechargeable V60D available for option which is for retaining the programming during Timer's operating power disconnected.

GENERAL INFORMATION

This Digital Timer is accurate to the minute, designed with either 6 or 8 ON/OFF(event) per day Graphic description, as below:



Also, it provides 15-combination of Daily-Programs which can lead great convenience to users upon choosing the required days in a week for operation the timer.

1.	MO	TU	WE	TH	FR	SA	SU
2.	MO	TU	WE	TH	FR	SA	
3.	MO	TU	WE	TH	FR		
4.						SA	SU
5.	MO		WE		FR		
6.		TU		TH		SA	
7.	MO	TU	WE				
8.				TH	FR	SA	
9.	MO						
10.		TU					
11.			WE				
12.				TH			
13.					FR		
14.						SA	
15.							SU

BASIC FEATURES:

Panel mounted
Advanced pre-setting one week before
Digital electronic timer switch with daily & weekly programs
Repeat programs with 17 on/off setting and manual override
Lithium battery power reserve when electric supply cut off

TECHNICAL DATA:

Voltage rating: $\leq 48\text{VDC/AC}$, $110\text{VAC} \pm 15\%$, $220\text{VAC} \pm 15\%$
Error Correction: 1 sec/day(25°C)
ON/OFF operation : 17 ON/OFF
Power consumption: $\leq 2\text{W}$
Service life: Mechanical 10^7 , Electrical 10^7
Display: LCD
Minimum interval: 1 minute
Weight: approx 66g
Power reserve: 60 day
Ambient temperature: $-10 \sim +40^\circ\text{C}$
Ambient humidity: 35~85%RH
Battery life: 3 years (Lithium battery)



PROGRAMMING THE TIMER

A. Functional description to buttons on panel

- TIMER**: programs review & setting programs
- MANUAL**: To select "ON, AUTO or OFF"
- CLOCK**: To adjust current DAY and TIME
- DAY**: To adjust day or week
- HOUR**: To adjust hour
- MIN**: To adjust minute
- Reset**: Reset Timer's setting
- LED**: To indicate ON/OFF status

Press **Reset** button to reset Timer before programming

B. Adjusting CLOCK

Press and hold **CLOCK** and the press **DAY** key, **HOUR** key, **MIN** key respectively to adjust clock of Timer to accurate **DATE, HOUR, MINUTE**. 24-Hour-Format LCD screen shall indicate 0:00~23:59

C. Start to programming the TIMER

- Press **TIMER** key. LCD screen shall show **1st**
- Press **DAY** key to select any of 15-combination of Daily-Programs to your application demand. Continuing to press **DAY** key, LCD shall alternating indicate among 15-combinations.
- Press **HOUR, MIN** respectively to set desired Hour and Minute for **1st**
- After finished setting of **1st**, press **TIMER** key again, **1st** shall appear on LCD screen.
- Press **DAY** key to select any of 15-combination of Daily-Programs to your application demand continuing to press **DAY** key, LCD shall alternating indicate among 15-combinations.

Day-combination chosen in each of ON/OFF program-period must be consistent.

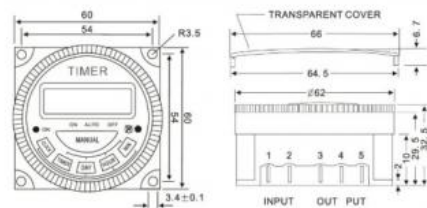
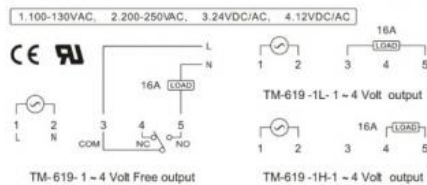
- Repeat Programming procedure "3" to set desired Hour & Minute for **1st**

- When finished setting **1st** & **1st**, press **TIMER**, **2nd** shall appear on LCD screen.

- Repeat programming procedure above to complete rest of ON/OFF program-period(event).

1st **2nd** **3rd** **4th** **5th** **6th** **7th** **8th** **9th** **10th** **11th** **12th** **13th** **14th** **15th**

- When finished program-setting (event), press **CLOCK**, Timer shall start to execute programs.



Recommend Product





Company Profile

- Golden Electric Co.,Ltd ,was foundad in 2007, we are professional for make AC and DC electric items such as cable gland , isolator switch , fuse , breaker , distribution box , PV combiner box ,surge protector, Timer Switch,Industrial plug and socket,Wind Turbine, Solar product, busbar clamp and so on.

- Golden has been granted ISO9001 management system certifications. The comprehensive product line has more than 1000 models which have been approved by TUV,CE,CQC,SGS,ROHS,SASO. The productsells well to UK, Spain, Portugal, Singapore, Turkey, Russia, Korea, South Africa... more than 60 countries and regions.

- Golden is always striving hard to provide the best services and competitive price to all customers.

FAQ

1)Q:How can i trust your company?

A:Golden electric is The top 10 manufacture in China - more than 350 Agents in local market and more than 100 foreign clients make OEM,ODM order from us,Golden electric is a big company, we have cooperation with LS, EKF the world-class companies. Our company over 100 employees, products pass CE,IEC,TUV,SAA, RCM, ROHS certificates.

2) Q:Your products?

A: Golden electric is factory for Circuit Breaker,Automatic transfer switch,Surge protector device,distribution box Enclosure, inverter, DC fuse, busbar clamp etc. Providing customers very competitive sources, and can be your sourcing agent in China. Goods are following international standards, IE, CE, ISO9001 ,SGS etc.

3) Q: Do you have forwarder?

A: Yes, we have good forwarder cooperated over 10 years, they help us import and export . For small package orders, suggest to use by Express.

4) Q: Your address ?

A: Locates in Guangzhou province, China,welcome to visit us

5) Q:What's the Timer Switch guarantee?

A: 2 years warranty. If customer's problem, then customer burden. If our problem, then we send new goods to customer to replace asap.

6) Q:What's about MOQ? Delivery time ?

A: 1pcs for Timer Switch.

7) Q: What's the payment term?

A: Normally 100% T/T in advanced payment. If big order then about 50% advanced payment, balance before shipment.PAYPAL,WESTERN UNION,CASH for small order .

8) Q:What's your contact information ?

Send us your inquiry !we will reply you in 24 hours !



Guangzhou Golden Electric Co., Ltd.



008618998498109



eva@china-golden.com.cn



chinagoldene.com

Building 4, Self-edited Building, No. 728, Kaichuang Avenue, Yunpu Industrial Zone, Huangpu District,
Guangzhou city,Guangdong province,China